

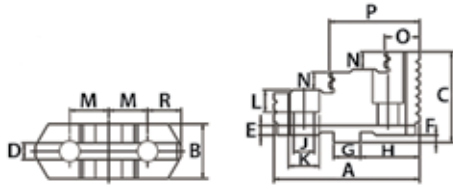
## Oil Country Lathe Chucks & Accessories



### Spare Jaws for PEI Series

Hard jaws, supplied as supplement or as spares, must be ground on the chuck, otherwise centering accuracy does not conform the limits

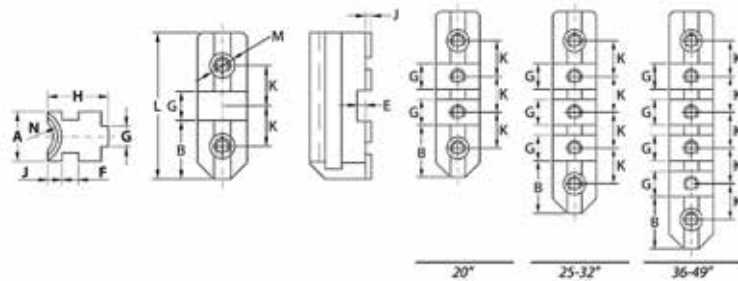
#### Heavy Duty Serrated Hard Top Jaws – 1-Piece



For Chuck Diameter (Inch)	B (Inch)	C (Inch)	D (Inch)	E (Inch)	F (Inch)	G (Inch)	H (Inch)	J (Inch)	K (Inch)	M (Inch)	N (Inch)	A OAL (Inch)	O (Inch)	P (Inch)	Weight (lbs)	Code
*25, 28 & 32	2.95	3.82	0.50	0.16	0.24	0.75	2.25	0.95	1.38	1.50	1.10	5.34	2.05	3.37	12.50	356334
20	2.36	3.23	0.50	0.16	0.24	0.75	2.25	0.87	1.30	1.50	0.83	5.38	2.05	3.37	9.00	356329
40	3.35	4.21	0.50	0.16	0.24	0.75	2.25	0.95	1.38	1.50	1.18	6.30	2.36	3.74	18.50	356330

\* Except 25" chuck with A2-15 spindle

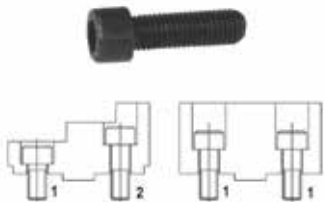
#### Heavy Duty Serrated Hard Master Jaws – 1-Piece



For Chuck Diameter (Inch)	A (Inch)	B (Inch)	C (Inch)	E (Inch)	F (Inch)	G (Inch)	H (Inch)	J (Inch)	K (Inch)	N (Inch)	L OAL (Inch)	M Thread	Weight (lbs)	Code
20	2.05	2.25	0.75	0.28	0.79	0.50	2.32	0.62	1.50	Tr44 x 8	6.69	3/4-10	8.50	356331
25, 28 & 32	2.76	2.25	0.75	0.28	0.79	0.50	2.47	0.62	1.50	Tr50 x 8	8.19	7/8-9	13.50	356332
40	3.15	2.25	0.75	0.28	0.98	0.50	3.04	0.98	1.50	Tr55 x 8	11.81	7/8-9	30.00	356333

## Lathe Chuck Accessories

### Chuck Mounting Bolts For Hard & Soft Top Jaws



Specifications	Chuck Diameter	
	Bolt 1 Short	Bolt 2 Long
200	3/8" – 16 x 30mm	3/8" – 16 x 20mm
250	1/2" – 13 x 40mm	1/2" – 13 x 25mm
315	1/2" – 13 x 40mm	1/2" – 13 x 25mm
400	5/8" – 11 x 45mm	5/8" – 11 x 30mm
500	3/4" – 10 x 55mm	3/4" – 10 x 40mm
630	3/4" – 10 x 60mm	3/4" – 10 x 40mm
800	3/4" – 10 x 65mm	3/4" – 10 x 40mm

For Chuck Diameter (mm)	Thread	Bolt 1 Short – 1-Piece		Bolt 2 Long – 1-Piece	
		Length (mm)	Code	Length (mm)	Code
125	M8	20	411118	25	411120
160	M10	20	410158	30	410162
200	M10	20	410158	30	410162
250	M12	25	410159	40	410163
315	M12	25	410159	40	410163
400	M16	30	410160	45	410164
500	M20	40	410161	75	410165
630	M20	40	410161	80	410165